

What is Balloon Sinuplasty?

Balloon Sinuplasty safely and effectively dilates sinus openings, resulting in relief from sinus symptoms.

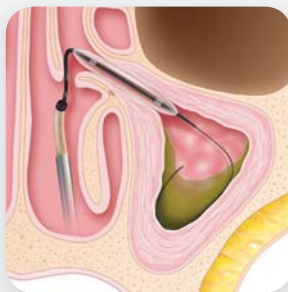
Step 1

A soft, flexible guidewire is inserted into the blocked sinus.



Step 2

The balloon is advanced over the guidewire and is inflated to gently expand the sinus opening.



Step 3

The balloon is removed, leaving the sinus open.



"I suffered for years with sinus infections. Having this procedure has completely changed my life!"

—John,
talking about his In-Office
Balloon Sinuplasty procedure.

Acclarent
expanding relief™

For more information on Balloon Sinuplasty, visit www.balloonsinuplasty.com.

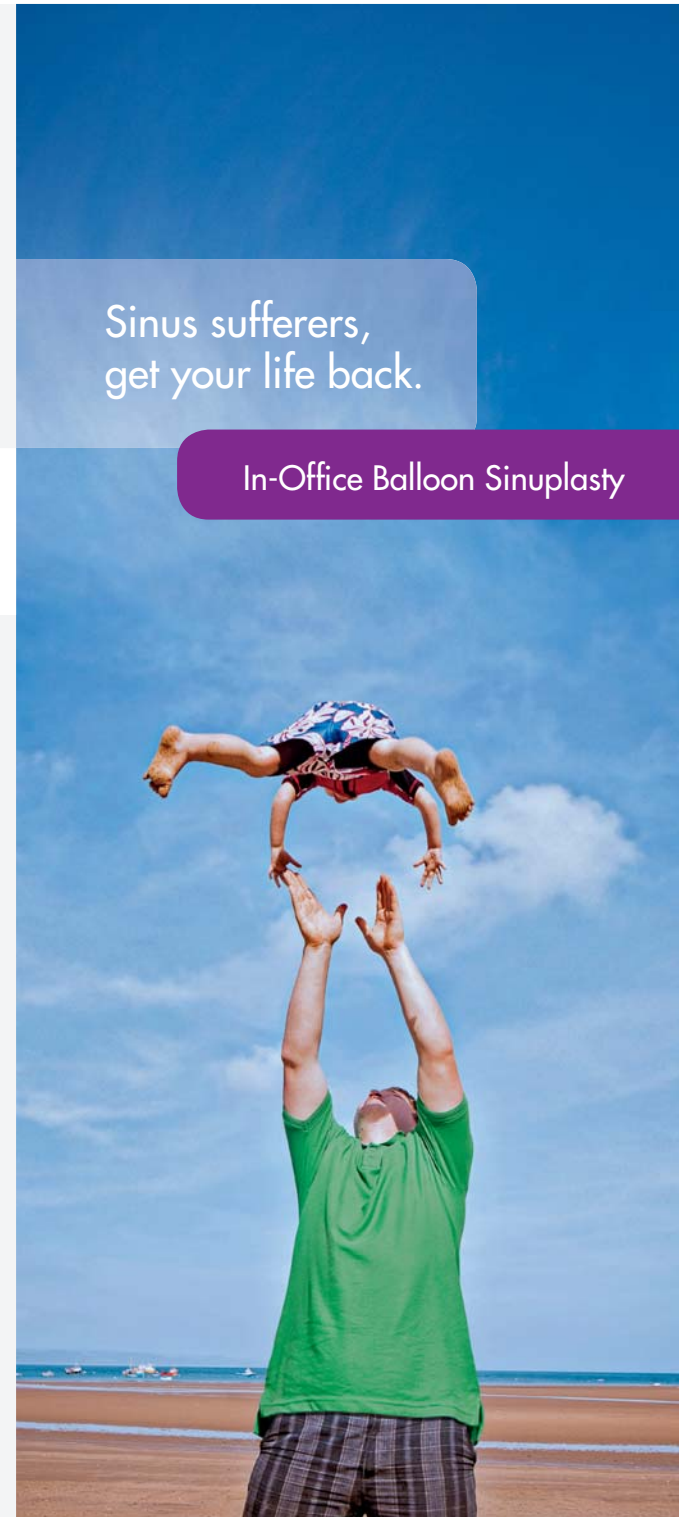
Balloon Sinuplasty Technology is intended for use by or under the direction of a physician. Balloon Sinuplasty Technology has associated risks, including tissue and mucosal trauma, infection, or possible optic injury. Consult your physician for a full discussion of risks and benefits to determine whether this procedure is right for you.

1. Subramanian H, Schechtman K. A Retrospective Analysis of Treatment Outcomes and Time to Relapse after Intensive Medical Treatment for Chronic Sinusitis. *Am J Rhinol*. 2002;16(6):303-312. 2. Hessler J, Piccirillo J, et al. Clinical outcomes of chronic rhinosinusitis in response to medical therapy: Results of a prospective study. *Am J Rhinol*. 2007;21(1):10-18. 3. Lal D, Scianna J, et al. Efficacy of targeted medical therapy in chronic rhinosinusitis, and predictors of failure. *Am J Rhinol Allergy*. 23;396-400,2009. 4. Data on file #8. 5. Karanfilov B, Silvers S, Pasha R, Sikand A, Shikani A, Sillers M; for the ORIOS2 study investigators. Office-based balloon sinus dilation: a prospective, multicenter study of 203 patients. *Int Forum Allergy Rhinol*. 2013;3(5):404-411. Epub 2012 Nov 7. 6. Acclarent Data on file #9.

MKT02608 Rev. B
© 2014 Acclarent, Inc. All rights reserved.

Sinus sufferers,
get your life back.

In-Office Balloon Sinuplasty



Have your sinus symptoms not responded well to medication?
Sinus relief is here.

You are not alone.



At least 20%
of chronic sinusitis patients
are not successfully treated
with medical therapy.¹³

Sinusitis occurs when the linings of your nose, sinuses and throat become inflamed, possibly from a pre-existing cold or allergies. When you have frequent sinusitis, or the infection lasts three months or more, it could be **chronic sinusitis**.

For patients suffering from chronic sinusitis, symptoms may include:

- Pressure
- Pain
- Congestion
- Fatigue

Standard of care begins with medical therapy (antibiotics and steroids). After medical therapy has been attempted, a candidate may have 3 options:

- Try medical therapy again
- Have an In-Office Balloon Sinuplasty procedure
- Go to the operating room (OR) for surgery under general anesthesia with or without Balloon Sinuplasty



In-Office Balloon Sinuplasty

A simple procedure to give you lasting relief, allowing you to get back to your life.

POINTS OF CONSIDERATION

- Can be conducted comfortably without general anesthesia, meaning that food and drink are typically permitted prior to the procedure.
- Comfortable, familiar environment.
- Limited downtime, as most procedures last less than 60 minutes⁴ and most people return to their normal activities within 2 days.⁵
- Some eligible patients may have lower out-of-pocket costs if the procedure is performed in a doctor's office.

"It's been a year since surgery with Balloon Sinuplasty Technology, and I've felt much better. I have energy to work a full day and to go out at night. It's made a tremendous difference in how I approach my life."

— Sherwin G.

Occupation: Allergist

Years as a chronic sinusitis sufferer: 3.5

Visit www.BalloonSinuplasty.com
or call 1-877-868-NOSE (6673) today.

Don't wait any longer to get relief.

Talk to your doctor about the benefits and risks of Balloon Sinuplasty technology.

Go to www.BalloonSinuplasty.com
or call 1-877-868-NOSE (6673) today.

Connect with Balloon Sinuplasty:
[Facebook.com/RealSinusRelief](https://www.facebook.com/RealSinusRelief)
[Twitter.com/RealSinusRelief](https://twitter.com/RealSinusRelief)
[YouTube.com/RealSinusRelief](https://www.youtube.com/RealSinusRelief)



Balloon Sinuplasty Technology is intended for use by or under the direction of a physician. Balloon Sinuplasty Technology has associated risks, including tissue and mucosal trauma, infection, or possible optic injury. Consult your physician for a full discussion of risks and benefits to determine whether this procedure is right for you.

MKT00887 Rev. H
© 2014 Acclarent, Inc. All rights reserved.

Acclarent
expanding relief™

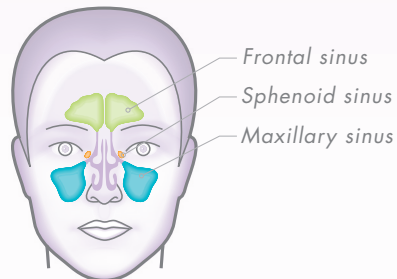
CHRONIC SINUSITIS SUFFERERS:

Sinus Relief is Here.



Balloon Sinuplasty
technology by Acclarent™

THE FACTS ABOUT CHRONIC SINUSITIS



Sinuses are air-filled pockets behind the facial bones surrounding the nose. Each sinus has an opening through which mucus drains. This drainage keeps your sinuses working well and you healthy. Anything that obstructs that flow may cause a buildup of mucus in the sinuses, which may lead to infection and inflammation of the sinuses.

Sinusitis occurs when the linings of your nose, sinuses and throat become inflamed, possibly from a pre-existing cold or allergies. **Chronic sinusitis** is when this inflammation lasts three months or more.

Common symptoms include¹:

- Facial pain, pressure, congestion or fullness
- Difficulty breathing through the nose
- Discharge of yellow or green mucus from the nose
- Teeth pain
- Loss of the sense of smell or taste
- Headache
- Fatigue
- Sore throat
- Bad breath

WHY CHOOSE BALLOON SINUPLASTY?

Typical treatment for sinusitis begins with medication prescribed by your doctor. However, at least 20% of chronic sinusitis sufferers don't get relief with medication.²⁻⁴ For these patients, a surgical procedure may be recommended.

Balloon Sinuplasty is a minimally invasive procedure that opens sinus passages relieving the pain and pressure associated with chronic sinusitis.⁵

SAFE

More than 300,000 patients have been treated by physicians using Balloon Sinuplasty technology.⁶

FAST RECOVERY

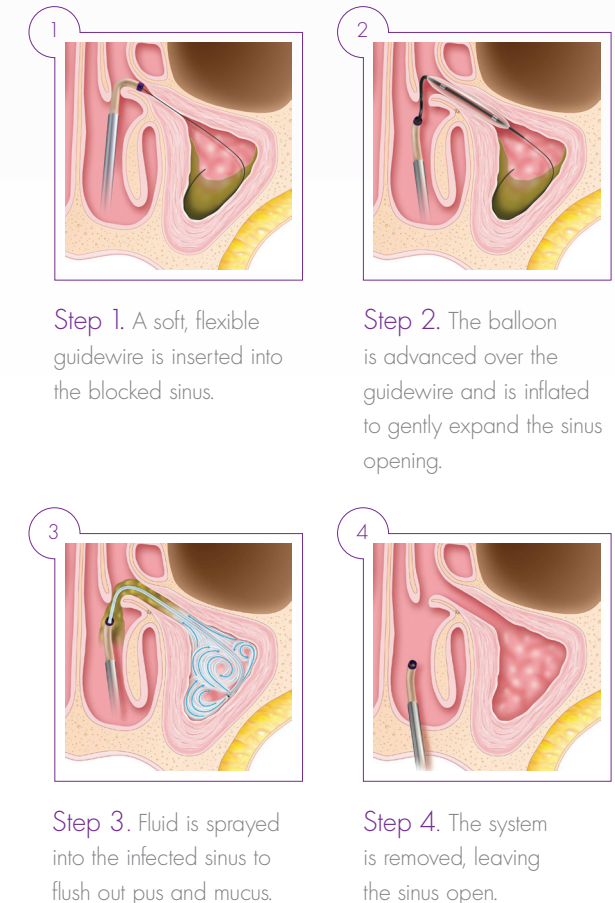
While recovery time varies with each patient, recovery is typically fast. In a study of in-office Balloon Sinuplasty, most patients returned to work and normal activity within 2 days.⁵

AVAILABLE IN-OFFICE

Balloon Sinuplasty is now available as a procedure conducted in a doctor's office under local anesthesia, allowing some patients to avoid the hassles of surgery in an operating room.

HOW DOES BALLOON SINUPLASTY WORK?

In Balloon Sinuplasty, inflamed sinuses are opened in the same way that doctors open up blocked arteries during balloon angioplasty.



After Balloon Sinuplasty, the sinuses remain open, allowing the return of normal sinus drainage and relief of sinus pressure.

¹ <http://www.entnet.org/healthinformation/sinusitis.cfm>

² Subramanian H, Schechtman K. A Retrospective Analysis of Treatment Outcomes and Time to Relapse after Intensive Medical Treatment for Chronic Sinusitis. *Am J Rhinol.* 2002;16(6):303-312.

³ Hessler J, Piccirillo J, et al. Clinical outcomes of chronic rhinosinusitis in response to medical therapy: Results of a prospective study. *Am J Rhinol.* 2007;21(1):10-18.

⁴ Lal D, Scianna J, et al. Efficacy of targeted medical therapy in chronic rhinosinusitis, and predictors of failure. *Am J Rhinol Allergy.* 23,396-400,2009.

⁵ Karanfilov B, Silvers S, Pasha R, Sikand A, Shikani A, Sillers M; for the ORIOS2 study investigators. Office-based balloon sinus dilation: a prospective, multicenter study of 203 patients. *Int Forum Allergy Rhinol.* 2013;3(5):404-411. Epub 2012 Nov 7.

⁶ Accredent Data on File, #10.